

Somfy Connect™ LTI

Item #: 1870210



OVERVIEW:

The **Somfy Connect™ LTI** has Lutron®'s Integration protocol built in allowing Lutron®'s handheld and in-wall controls from RadioRA® 2, HomeWorks® QS, Grafik Eye® QS, and Quantum® systems to operate Radio Technology Somfy® (RTS) and Somfy Digital Network™ (SDN) motorized applications. The Somfy Connect LTI is also equipped with a real-time hardware clock for scheduling shading events. The internal clock keeps time without the need for accessing an external time server and through power loss, ensuring continuous reliable operation.



SOMFY CONNECT™ RANGE OVERVIEW:

The Somfy Connect product line expands the functionality of Somfy motorization systems, providing a communication gateway for Somfy motorization systems to easily integrate with third party control systems in both residential and commercial projects.

TECHNICAL SPECIFICATIONS:

- Input: 9-24v DC
- Power Consumption: 100ma
- Material: ABS
- Dimensions: 6" x 3.5" x 1.5"
- Operating Temperature Range: ambient
- Shipping Weight: 1 Lb.

OPTIONAL ACCESSORIES:

- | | |
|-----------------------------|---------|
| ▪ USB to RS485 Adapter | 9015260 |
| (Required for programming) | |
| ▪ URTSI | 1810872 |
| ▪ Power Supply Bus & Sensor | 1822440 |

WHAT'S IN THE BOX:

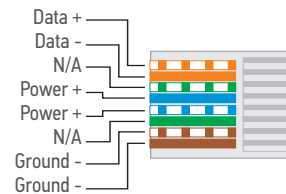
- Somfy Connect™ LTI
- DB9 cable (6'; male to female; straight through) RX
- 9V DC Power Supply

FEATURES SUMMARY:


- Support for RadioRA® 2, HomeWorks® QS, Quantum®, and GRAFIK Eye® QS systems
 - Able to interpret:
 - Button press
 - Button release
 - Button Hold
 - Toggle
 - Group Raise/Lower
- Hardware realtime clock for scheduled events
 - Astronomic events
 - Repeatable schedules
- 300 Programmable Lutron Home Control and communication maps
- 198 programmable timed events
- One Somfy Connect™ LTI can power up to 4 URTSI IIs when using included power supply.

CABLE PINOUTS:


RJ 45 Pinout



DB9 Pinout



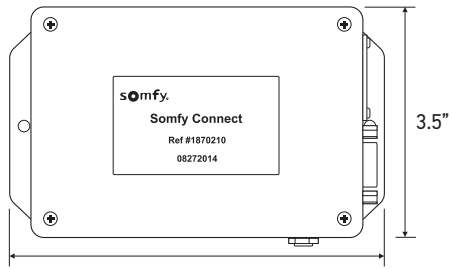
CONNECTIONS AND INDICATORS:



ELEMENT	FUNCTION
1 SDN BUS	RS485 – Connect to SDN system or URTSI
2 Integration Port	RS232 – Connect to Lutron Intergration port
3 Power	3.5mm Barrel connector (female)



DIMENSIONS:



BEST WIRING PRACTICES

The diagrams shown below are meant for illustrative purposes to show the connections from product to product. This device could be used in other configurations than shown below.

The **Somfy Connect™ LTI** utilizes an URTSI II to transmit RTS commands. Connect to the URTSI II using a single wire connecting the SDN port of the connect and the RS-485 port of the URTSI II. Additional range and channels can be added by introducing more URTSI IIs into the system and interconnecting them through the RS485 output.

The **Somfy Connect™ LTI** joins an SDN network through a single connection which provides communication and power. Wiring from an SDN Data Hub to the Connect should not be more than 30ft.*

* If more than 30ft. a Data Hub Plus can be used to go up to 800ft.

