


Smoove® 4 RTS Pure

Item #: 1811748



OVERVIEW:

The **Smoove® 4 RTS** is a multi-channel wall switch to control Radio Technology Somfy® (RTS) motorized window coverings. The switch is surface-mounted and battery-powered. Additional frames are available in multiple colors and finishes (sold separately).



TECHNICAL SPECIFICATIONS:

- Input: 3V; 290mAh
- Power Consumption: CR2430 Battery
- Material: ABS
- Protection Rating: IP 30
- For interior use only
- Dimensions: 3.15" x 3.15" x .39" (with frame) & 1.97" x 1.97" x .39" (without frame)
- Maximum Range: Operates reliably at 20 feet (up to 65 feet under optimal conditions)
- Operating Temperature Range: 32°F to 140°F (0°C / + 60°C)
- Frequency: 433.42Mhz
- Shipping Weight: 1 lb.
- CE Rated
- FCC Certified

FEATURES SUMMARY:

- Battery-operated
- Surface-mounted
- Multi-channel control for up to 4 window coverings or 4 groups of window coverings
- 7 decorative frames available
- Tactile buttons for UP/DOWN/MY/STOP control
- LED illuminates to confirm RTS signal transmission


WHAT'S IN THE BOX:

- Smoove 4 RTS Pure
- CR2430 battery
- Pure frame
- Mounting plate
- Instructions

OPTIONAL ACCESSORIES:

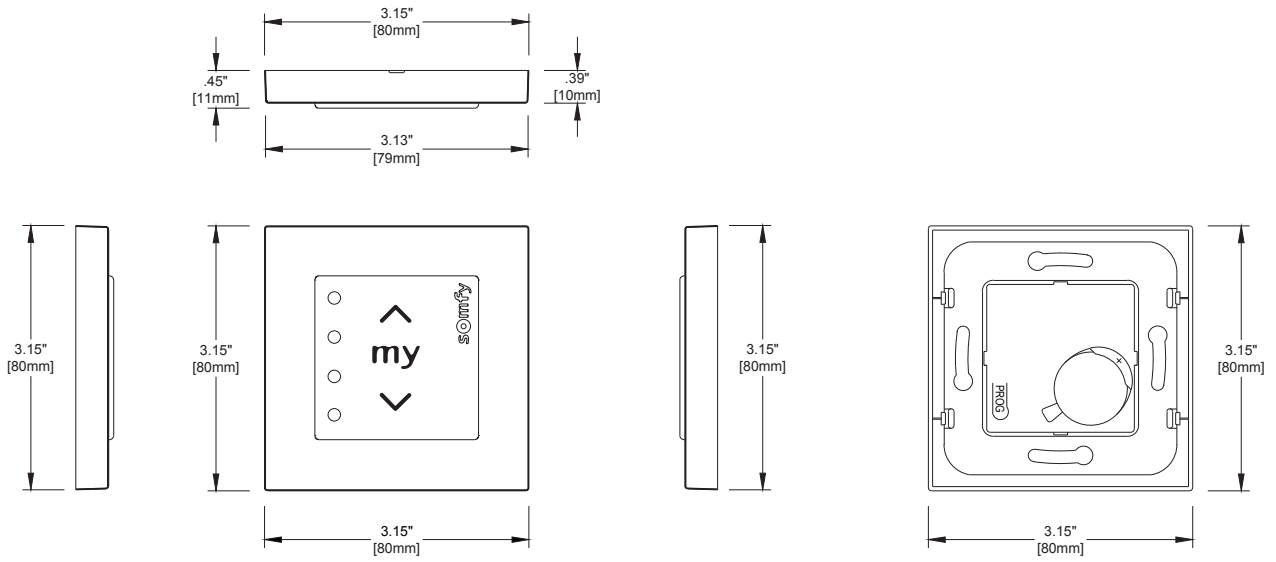
- Smoove Frame, Black #9015023
- Smoove Frame, Silver Matte #9015025
- Smoove Frame, Light Bamboo #9015027
- Smoove Frame, Walnut #9015237
- Smoove Frame, Cherry #9015236
- Smoove Frame, Amber Bamboo #9015026
- Smoove Double Frame, Pure #9015238
- Smoove Frame, Pure #9015022
- Replacement Battery for Transmitters 3V CR2430 #9012091

CONNECTIONS AND INDICATORS:



ELEMENT	FUNCTION
1 Channel Selector Button & LED Indicator	Selects channel to operate and illuminates to confirm RTS signal transmission
2 UP Button	Up directional button
3 "MY" Button	"MY" favorite position or STOP button
4 DOWN Button	Down directional button
5 Interchangeable Frame	Available in 7 colors
6 Mounting Plate	Allows for surface mount
7 Programming Button	Used for RTS programming
8 Third-party Battery	Uses CR2430 battery

DIMENSIONS:



BEST WIRING PRACTICES

The diagram shown below is meant for illustrative purposes to show the connections from product to product. This device could be used in other configurations than shown below. For specification information on individual products, see related product information.

