
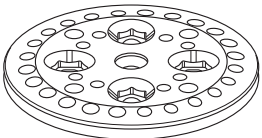

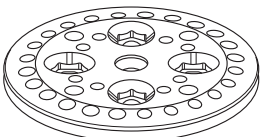

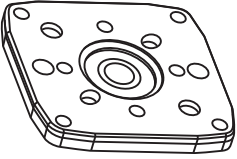

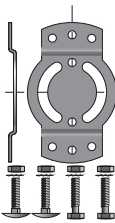

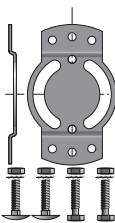

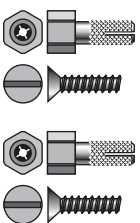

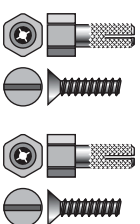


Motor Brackets CSI 50 & 60

Brackets	Comments
 <p>Bracket for Sunea CSI RTS EU</p> <p>9015801</p>	 <p>Motor bracket for Sunea CSI motors. Delivered with screws 2 x 5063157A & 2 x 5063159A. Max : 50 Nm.</p>
 <p>Bracket for Sunea CMO RTS US</p> <p>9015802</p>	 <p>Motor bracket for Sunea CMO motors. Delivered with screws 2 x 5063158A. Max : 50 Nm.</p>
 <p>CSI multi-entraxe bracket</p> <p>9208261</p>	 <p>Max: LT60CSI 120 Nm. Fixing entraxes: 44 mm - M6 ; 48 mm - M6 ; 60 mm - M8.</p>
 <p>Bracket for roller shutter 44 mm</p> <p>9410656</p>	 <p>Fixing entraxe: 44 mm - M6. Delivered in a bag with screws and bolts to fix it on the CSI head. Max = LT50CSI 50 Nm.</p>
 <p>Bracket for roller shutter 48 mm</p> <p>9410658</p>	 <p>Fixing entraxe: 48 mm - M6. Delivered in a bag with screws and bolts to fix it on the CSI head. Max = LT50CSI 50 Nm.</p>
 <p>CSI fixing pin for plastival end plate</p> <p>9410695</p>	 <p>Max = LT50CSI 50 Nm. Created for the Plastival end plate. 2 pins are delivered in a bag with 2 screws. Screws = 30 mm.</p>
 <p>CSI fixing pins</p> <p>9410699</p>	 <p>Max: LT50CSI 50 Nm. 2 pins are delivered in a bag with 4 screws. Compatible with the boxes: • Modulo made by Imbac • ROM11 and ROM31 made by plastival • Evolution made by Profalux Screws = 20 mm.</p>

CSI